

## The value of a faster exam in a vulnerable patient population

**Compressed SENSE in practice –**  
Phoenix Children's Hospital, Phoenix, AZ

---

### Challenge

Phoenix Children's Hospital, Phoenix, AZ, is one of the largest pediatric healthcare systems in the country, and the most comprehensive children's care facility in the state. The facility provides inpatient, outpatient, trauma and emergency care across more than 75 subspecialties. Quick, superb MR scans are of particular interest when treating this vulnerable patient population.

---

### Solution

Compressed SENSE is allowing the team at Phoenix Children's Hospital to gain 20% greater exam speed, and early results indicate that the shorter exams might be advantageous for the pediatric population.

---

### Jeffrey H. Miller, M.D.

Jeffrey H. Miller, M.D., pediatric neuroradiologist, is Chief of Radiology at Phoenix Children's Hospital. He is board certified by the American Board of Radiology Diagnostic Radiology and holds an American Board of Radiology Certificate of Added Qualifications in Neuroradiology. Dr. Miller is a member of the American Society of Neuroradiology, the Society of Nuclear Medicine and the Radiological Society of North America.

---

Phoenix Children's Hospital in Phoenix, AZ, is the state's premier pediatric center and works to continually advance pediatric care, including exploring diagnostic imaging that offers fast, high-resolution images for a shorter exam. The addition of Compressed SENSE to one of its Philips Ingenia 3T MR scanners has made it possible for the team to reduce scan time by 20% on various exams. This time-savings has allowed new investigation and advancement into approaches that enhance MR exams for the pediatric population.

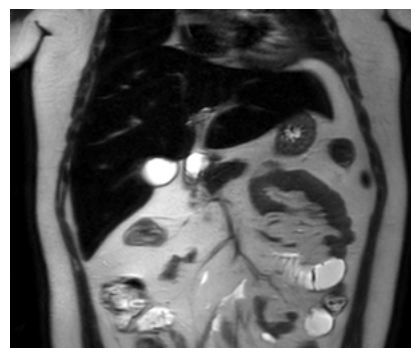
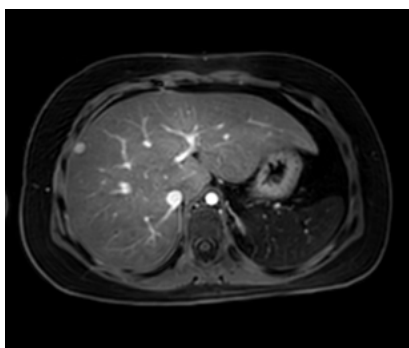
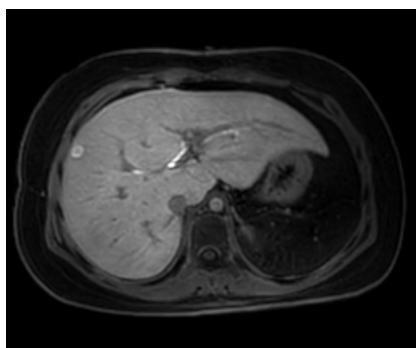
**“ We're looking to lower the age of children who we can scan without anesthesia. Compressed SENSE would be one of the foundational pieces of this program.”**

**Jeffrey H. Miller, M.D.**  
Chief of Radiology  
Phoenix Children's Hospital

# Accelerated scan times and less anesthesia

Phoenix Children's Hospital has had a great depth of experience with a number of Philips advances throughout the years. Dr. Jeffrey Miller, Chief of Radiology, says, "I believe we were the first children's hospital in North American to install the 3T Ingenia 10 years ago as the centerpiece of the new modern radiology department."

Adding Compressed SENSE to that system has resulted in a reduction of scan time. "We feel very comfortable in using that acceleration to improve scan time, and we've just recently dropped our standard scan blocks from an hour to 40 minutes," he notes. He sees the potential benefits extending beyond workflow and patient scheduling. "My goal would be to try to reduce all anesthesia."



**“There was a borderline sedation patient getting an abdomen MR. We discussed with the parents that we could try it without anesthesia using Compressed SENSE to see if the child could get through the exam. The child was able to complete the exam and not have anesthesia.”**

**Jeffrey H. Miller, M.D.**  
Chief of Radiology  
Phoenix Children's Hospital

*Results from case studies are not predictive of results in other cases. Results in other cases may vary.*

